



Product Brochure



Electric strikes Short front plate

www.newtower.com.au

sales@newtower.com.au

03 9305 1400

newtower
gate accessories & automation

NEW ELECTRIC STRIKES FOR MORTISE DOOR LOCKS

The new Viro electric strikes can be used with all mortise door locks, even those already installed. If the striker is replaced with an electric strike, the lock can be used as a normal electric lock. Thanks to the symmetry of the latch housing, the strikes with straight front plates are perfectly reversible, without modifying the recess in the door jamb, and can be immediately used on both right and left-hand doors; angular strikes are specific for right-hand doors or left-hand doors.

- **Installation:** vertical in the door jamb.
- **Latch housing depth:** 7 mm.
- **Functions** (alternatives according to the selected code):
 - **fail secure with single pulse:** once the electric impulse is transmitted, the strike is ready for opening. It will only reset after the door has been opened and then closed; it is therefore suitable for use with doorclosers and/or automation systems;
 - **fail secure with continuous pulse:** the lock opens only when electric impulse and manual or automatic pressure are applied simultaneously. It is therefore not advisable to use it with a doorcloser and/or unsuitable automaton systems;
 - **fail safe:** if there is a power failure, the electric strike unblocks itself (only the versions with long straight front plate are codes, other versions are supplied on request as special executions).
- **Coil:** power supply on impulse (fail secure); or always powered (fail safe).
- **Power supply:** standard 8-12V AC with absorption 620 mA or 8-12V DC with absorption 860 mA, on request 12V DC with absorption 230 mA. The fail safe versions can only be powered at 12V DC. with absorption 230 mA.
- **Structure:** galvanized steel and zamak.
- **Front plate:** straight or angular, brass- or nickel-plated steel.
- **Latch housing:** adjustable 3 mm latch retainer, resistant to pressure caused by the door seals.
- **“Dogging device” lever:** possibility to manually keep the lock always open, if required (only for fail secure versions).
- **Packaging:** single box.
- **On request:** fail secure versions without "dogging device": closure of the latch housing cannot be deactivated and unlocks only with electric impulse; for items with inox stainless steel short and long straight front plate (add the code **.057** after the item code).

SHORT FRONT PLATE - REVERSIBLE SYMMETRIC

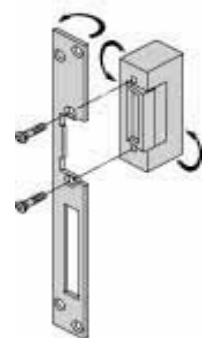
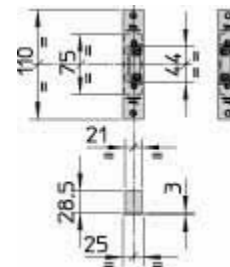
	ITEM No.	Unit weight g
Single pulse	7735.10.0	310
Continuous pulse	7736.10.0	310

FINISHES: Polished brass-plated steel – Code: **.46**
 Polished nickel-plated steel – Code: **.78**
 Add the required finished code (**.46** or **.78**) after the item code.

LONG FRONT PLATE – REVERSIBLE SYMMETRIC

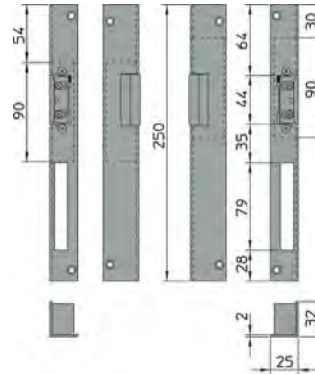
	ITEM. No.	Unit weight g.
Single pulse	7755.20	340
Continuous pulse	7756.20	340
Fail safe	7753.20	340

FINISHES: Polished brass-plated steel – Code: **.46**
 Polished nickel-plated steel – Code: **.78**
 Add the required finished code (**.46** or **.78**) after the item code.



LONG ANGULAR SQUARE FRONT PLATE – RH OR LH VERSION

	ITEM No.	Unit weight g
Single pulse	7755.40.1	420
Single pulse	7755.40.2	420
Continuous pulse	7756.40.1	420
Continuous pulse	7756.40.2	420

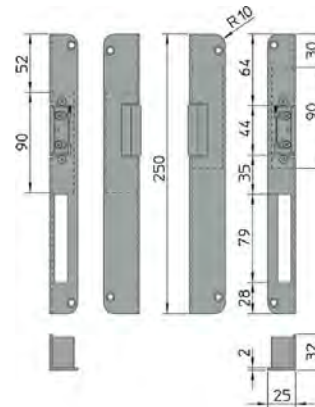


FINISHES: Polished brass-plated steel – Code: **.46**
 Polished nickel-plated steel – Code: **.78**
 Add the required finished code (**.46** or **.78**) after the item code.

.1 for doors: RH opening inwards – LH opening outwards
.2 for doors: RH opening outwards – LH opening inwards

LONG ANGULAR ROUND FRONT PLATE – RH OR LH VERSION

	ITEM No.	Unit weight g
Single pulse	7755.30.1	400
Single pulse	7755.30.2	400
Continuous pulse	7756.30.1	400
Continuous pulse	7756.30.2	400



FINISHES: Polished brass-plated steel – Code: **.46**
 Polished nickel-plated steel – Code: **.78**
 Add the required finished code (**.46** or **.78**) after the item code.

.1 for doors: RH opening inwards – LH opening outwards
.2 for doors: RH opening outwards – LH opening inwards

.2 **.1**

